

APPLICATION

A decorative cylinder for surface, cable or pendant mount is ideal for applications that require high lumen output, long lamp life and energy saving benefits of LED technology and options that dim to 0%.

PRODUCT DATA

- Up to 8884 Lumens
- 0% EldoLed Dimming Options
- 120 volt 2-Wire Forward Phase Dimming Option
- Available with DMX Interface and RDM compliant options

REFLECTOR: Four primary optics, one per LED engine, provide a variety of beam distributions. Open lower reflector provides a clean finish to the aperture, and is standard in soft specular clear Alzak. Optional finishes available.

HOUSING: Unique 2-part cylinder housing with exposed fins allows proper ventilation of LED engine. Heavy gauge aluminum is finished to an architectural grade with a standard exterior finish of matte white, powder coat paint. Optional or custom colors available.

ELECTRICAL: 120 to 277 VAC, 50-60 Hz. Except D120 (120V only).

LED MODULE & DRIVER: Bridgelux Vero 13 LED module. CRI = 80. Available in 90 CRI.
 • Expected lamp life to be 50,000 hours with 70% lumen maintenance when ambient temperatures do not exceed 35°C. Lower ambient temperatures yield longer lamp life.

HEAT MANAGEMENT: Engineered heat sink provides passive cooling for optimum heat management of LED engines.

DIMMING: See next page for available dimming options. Dimming models not available with coiled cord mounting.

See last page for mounting options.

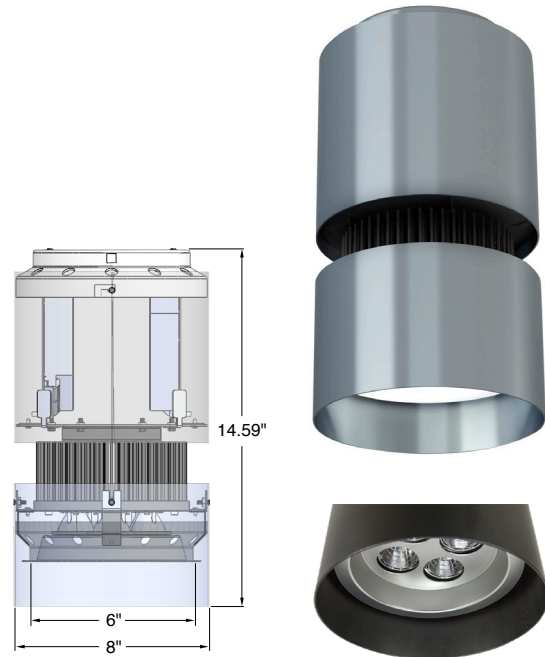


CALIBER PLUS

ARCHITECTURAL

SERIES C68QSLB73V LED Cylinder Downlight
 4140-8884 Lumen Bridgelux Vero

5 Year
 Warranty



Catalog #:

C68Q

Example: C68QSLB73V704KM

6VLBVQ

Example: 6VLBVQSCLPF

Fixture Series	Lumens	Color Temp.	Beam Dist.	Dimming
Surface C68QSLB73V	40 = (4140L, 30W)	5K (5000K)	S = 30°	See Next Page
Pendant C68QPLB73V	50 = (5020L, 34W)	4K (4000K)	N = 34°	
Coiled Cord C68QC* LB73V	60 = (6400L, 45W)	35K (3500K)	M = 40°	
Straight Cord C68QA* LB73V	70 = (7250L, 56W)	3K (3000K)	W = 46°	
	80 = (8075L, 67W)	27K (2700K)	XW = 72°	
	90 = (8884L, 75W)			
	C9 = 90 CRI			

Trim	Trim Finish w/polished flange
6VLBVQ	Open Downlight Reflector
	SCLPF – Soft Specular Clear Alzak
For white painted flange, drop "PF" from Catalog #. For other finishes, consult reflector section.	

Options

- F = Fuse and Fuse Holder
 - PH62 = Power hook mounting with 2' long, 6-conductor cord
- Emergency Battery Pack not available.

- * 1 = White canopy/ White cord
- * 2 = White canopy/ Black cord
- * 3 = Black canopy/ White cord
- * 4 = Black canopy/ Black cord
- * 5 = Bronze canopy/ White cord
- * 6 = Bronze canopy/ Black cord
- * 7 = Silver canopy/ White cord
- * 8 = Silver canopy/ Black cord

Optional Finishes	Suffix #	Suffix #
<input type="checkbox"/> Black Cylinder Housing	- B	<input type="checkbox"/> Satin Aluminum Housing
<input type="checkbox"/> Bronze Cylinder Housing	- Z	<input type="checkbox"/> Metallic Aluminum Housing....
<input type="checkbox"/> Galvanite Housing	- GAL	<input type="checkbox"/> Colors, See Next Page

Fixture:	Type:
Project:	

Manufactured and tested to UL#1598, UL #8750 and CSA standards.
 Note: Suitable for damp location.

All Pathway® products meet or exceed requirements as established by the National Electrical Code. Specifications subject to change without notice.
 Alzak® is a registered trademark of Alcoa.



Pathway Lighting Products, Inc., P.O. Box 591, Old Saybrook, CT 06475-0591
 voice 800.342.0592 • fax 800.207.0090 • www.pathwaylighting.com • e-mail: sales@pathwaylighting.com

LCBV14.0
 CAMDUL

Dimming Options:

Forward Phase	Dimming Options 0-10V	DALI Dimming Options
D120 = Two-wire forward phase dimming, 120V only	ELD = EldoLED 0-10V 0% (logarithmic) ELD2 = EldoLED 0-10V 0% (linear)	DAL = EldoLED DALI 0% (logarithmic)
DMX Dimming Options (interfaced through 0-10V driver)	DMX Dimming Options RDM Compliant	
DMXELD = DMX EldoLED 0% (logarithmic) DMXELD2 = DMX EldoLED 0% (linear)	XG = DMX EldoLED 0% (logarithmic) XH = DMX EldoLED 0% (linear)	

Delivered Lumen Data (2700K Color Temperature)

FIXTURE	TRIM	DELIVERED LUMENS	WATTAGE	EFFICACY	BEAM DISTRIBUTION
C68QSLB73V40S	6LBVQHAZPF	4140	30	138	30°
C68QSLB73V50S	6LBVQHAZPF	5020	34	148	30°
C68QSLB73V60S	6LBVQHAZPF	6400	45	142	30°
C68QSLB73V70S	6LBVQHAZPF	7250	56	129	30°
C68QSLB73V80S	6LBVQHAZPF	8075	67	121	30°
C68QSLB73V90S	6LBVQHAZPF	8884	75	118	30°
C68QSLB73V40N	6LBVQHAZPF	3860	30	129	34°
C68QSLB73V50N	6LBVQHAZPF	4680	34	134	34°
C68QSLB73V60N	6LBVQHAZPF	5966	45	133	34°
C68QSLB73V70N	6LBVQHAZPF	6759	56	121	34°
C68QSLB73V80N	6LBVQHAZPF	7528	67	112	34°
C68QSLB73V90N	6LBVQHAZPF	8283	75	110	34°
C68QSLB73V40M	6LBVQHAZPF	3788	30	126	40°
C68QSLB73V50M	6LBVQHAZPF	4593	34	131	40°
C68QSLB73V60M	6LBVQHAZPF	5855	45	130	40°
C68QSLB73V70M	6LBVQHAZPF	6633	56	118	40°
C68QSLB73V80M	6LBVQHAZPF	7388	67	110	40°
C68QSLB73V90M	6LBVQHAZPF	8129	75	108	40°
C68QSLB73V40W	6LBVQHAZPF	3743	30	125	46°
C68QSLB73V50W	6LBVQHAZPF	4538	34	130	46°
C68QSLB73V60W	6LBVQHAZPF	5785	45	129	46°
C68QSLB73V70W	6LBVQHAZPF	6553	56	117	46°
C68QSLB73V80W	6LBVQHAZPF	7299	67	109	46°
C68QSLB73V90W	6LBVQHAZPF	8031	75	107	46°
C68QSLB73V40XW	6LBVQHAZPF	3333	30	111	72°
C68QSLB73V50XW	6LBVQHAZPF	4042	34	115	72°
C68QSLB73V60XW	6LBVQHAZPF	5152	45	114	72°
C68QSLB73V70XW	6LBVQHAZPF	5837	56	104	72°
C68QSLB73V80XW	6LBVQHAZPF	6501	67	97	72°
C68QSLB73V90XW	6LBVQHAZPF	7153	75	95	72°

Scaling factors for other color temperatures: 3000K = 1.05; 3500K = 1.07; 4000K = 1.08

MOUNTING: (Specify when ordering.)


Ceiling (Surface) Mount – Provided with mounting holes for securement to 4" octagon junction box. Wall bracket for DMX products protrudes 5.17" from wall.

Pendant Mount – Swivel mount canopy allows cylinder to hang plumb up to 45° sloped ceiling stem 3/8" IPS (specify length) canopy adds 1.5" to overall length. Standard finish white powder coat. Specify Pendant Kit as follows:

EXAMPLE: PK 24 W DMX

Swivel Pendant Stem Kit _____
 Stem Length in inches (add 2.0" for canopy) _____
 White Finish (W), Black (B), or Bronze (Z) _____
 Pendant Kit for DMX and PathWave models _____

Cord Mount – Supplied standard with 10' straight cord. Custom lengths available. Canopy adds 2.0" to overall length. Dimming not available with coiled cord.

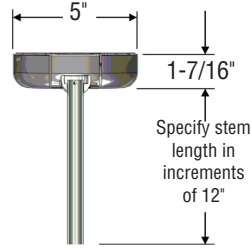


DMX Ceiling Canopy
 DMX not available in wall mount models



POWER HOOK (PH)

- 3/4" Male Thread
- 18" Flying Leads are supplied for electrical connections




Pendant Mount



10' Aviation Cable and Straight Cord.
 Custom Lengths Available

COLOR CHART


Standard Finishes (Powder Coat)




Matte Black (MB)




Bronze (BZ)



Satin Aluminum (SA)



Metallic Aluminum (MA)




Matte White (MW)

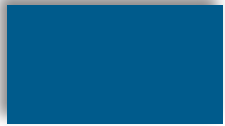
Special Finishes (Powder Coat)

Specify color followed by finish: 1 = Matte; 2 = Semi-Gloss; 3 = Gloss


Example: BA1




Blue Gray (BA)
 (RAL #5014)




Royal Blue (BB)
 (RAL #5017)




Medium Blue (BC)
 (RAL #5015)




Sky Blue (BD)
 (RAL #5012)




Turquoise (BE)
 (RAL #5018)



Forest Green (GA)
 (RAL #6024)




Leaf Green (GD)
 (RAL #6037)



Green Apple (GC)
 (RAL #6018)




Yellow (YA)
 (RAL #1018)




Orange Yellow (YB)
 (RAL #1017)




Orange (OA)
 (RAL #2003)




Yellow Ochre (OB)
 (RAL #1024)



Burnt Umber (RA)
 (RAL #8004)



Cinnamon (RB)
 (RAL #8017)



Burnt Sienna (RC)
 (RAL #8014)




Brick Red (RD)
 (RAL #3005)




Cadmium Red (RE)
 (RAL #3020)



Pinot Noir (PA)
 (RAL # 4004)



Magenta (PB)
 (RAL #4008)



Violet (PC)
 (RAL #4007)

Custom finishes and colors available on request.